



brembana kosmos

5 axes bridge saw



CMS is part of SCM Group, a technological world leader in processing a wide range of materials: wood, plastic, glass, stone, metal and composites. The Group companies, operating throughout the world, are reliable partners of leading manufacturing industries in various market sectors, including the furniture, construction, automotive, aerospace, ship-building and plastic processing industries. SCM Group coordinates, supports and develops a system of industrial excellence in 3 large highly specialized production centres employing more than 4,000 workers and operating in all 5 continents. SCM Group: the most advanced skills and know-how in the fields of industrial machinery and components.

CMS SpA manufactures machinery and systems for the machining of composite materials, carbon fibre, aluminium, light alloys, plastic, glass, stone and metals. It was established in 1969 by Mr Pietro Aceti with the aim of offering customized and state-of-the-art solutions, based on the in-depth understanding of the customer's production needs. Significant technological innovations, originating from substantial investments in research and development and take-overs of premium companies, have enabled constant growth in the various sectors of reference.



CMS Stone Technology realizes avant-garde solutions for the working of marble, natural stones and composite stones. Under the brand name Brembana Macchine, CMS Stone Technology was in the 80's the first manufacturer of a stone machining centre, thanks to an idea of its founder Mr Pietro Aceti. **CMS Stone Technology** has always been a reliable technological partner in designing unique solutions, for any need, in the world of building, architecture, interior and exterior decoration and wherever the use of stone and marble products is required.

brembana kosmos

APPLICATIONS	4-5
BREMBANA KOSMOS TECHNOLOGICAL BENEFITS	6-7
ACCESSORIES	8-9
OPTIONAL	10-11
SOFTWARE	12-13
DIMENSIONS AND TECHNICAL DATA	14-15
CMS CONNECT	16-17
THE RANGE	18-20



APPLICATIONS



furniture | countertops | inlays and mosaics | doorsteps | staircases and thresholds



funerary art | street furniture | architectural and dimensional stonework



Strong.

Modern.

Adaptable.

Reliable.

Technological solutions.

SMART machines for you production needs.

5 axes bridge saw

BREMBANA KOSMOS

TECHNOLOGICAL BENEFITS

5-AXIS CNC MONOLITHIC BRIDGE SAW

It's the new generation of a numerically controlled 5 axes Bridge Saws.

Extremely compact and easy to install; it doesn't require any foundations, even easing a possible re-installation. The machine is built with the needs of workshops in mind and it is used for cutting slabs up to 200 mm in thickness (with blade Ø 625 mm) of natural stone, synthetic stone, and ceramic.

The weight of the machine, up to 5.1 tons, ensure perfect rigidity for the production of:

- kitchen countertops
- vanity tops
- wall panels for interiors and exteriors
- flooring
- doorsteps, staircases and thresholds
- street furniture


KEY BUYER BENEFITS

- + **Unrivalled mechanics:** The weight of the machine up to 5.100 kg ensures the optimal absorption of stresses derived from machining, guaranteeing a high constant precision over time. The machine base fixed directly to the ground, without the need of building work, increases the stability and performance.
- + **Category-leading power:** the powerful spindle is capable of delivering up to 18.6 kW of power, ensuring reliability and durability even when machining very hard materials.
- + **Maximum freedom for your projects:** Rotary axes are fully interpolated with linear axes: the machine can therefore perform 5-axis machining with a tool and/or disc if necessary.
- + **+33% productivity without manual movements:** Thanks to the vacuum manipulator, it is possible to automatically move the cut pieces to optimize the cutting of the slab and reduce processing waste.
- + **Easy programming:** Simple and intuitive programming, thanks to the software installed on-board the machine.




STANDARD ACCESSORIES

TILTING BENCH operated by two hydraulic cylinders, with movements controlled by an inverter to ensure smooth motion.
Maximum tilting load: 800 kg
Maximum static load: 2000 kg
Dimensions: 3,600 mm x 2,000 mm



CROSS LASER used to define in a fast and easy way the piece origin or to obtain a two-dimensional templates to be used for other processings



POWERFUL ELECTROSPINDLE with up to 18.6 kW of power managed by an inverter, it allows the rpm regulation from 0 up to 5.000. It can be used with diamond tools as finger bits or core drills. The tools changer is manual




ADDITIONAL RUBBER TABLE to jet overall workbench
3.600 mm x 2.000 mm



VACUUM MANIPULATOR cit allows cut pieces relocation up to a maximum weight of 300 kg. This permits to minimize the working scraps without stopping the machine, increasing its productivity. It can be used with a disk up to 625 mm

ADVANTAGES:

- Easy to use, also by operators without experience
- Important cycle time reduction
- automatic operation
- The very functioning design guarantees maintenance reduction
- Manual use available, to help the operator during loading



PC PANEL with touch screen controls and 21" screen

OPTIONAL



DISK PRESETTING to measure disk diameter and finger bits or core drills length



DISCK AUTOMATIC RESTART STATION it can be activated by a specific funtion on the operator panel



SLAB THICKNESS PROBE for the automatic measuring of the piece thickness



CAMERA: system to obtain the images from the working table, it permits to accellerate the pieces positioning and notice possible bugs on the slab

BREMBANA KOSMOS SOFTWARE

SOFTWARE: CMS ACTIVE SAW

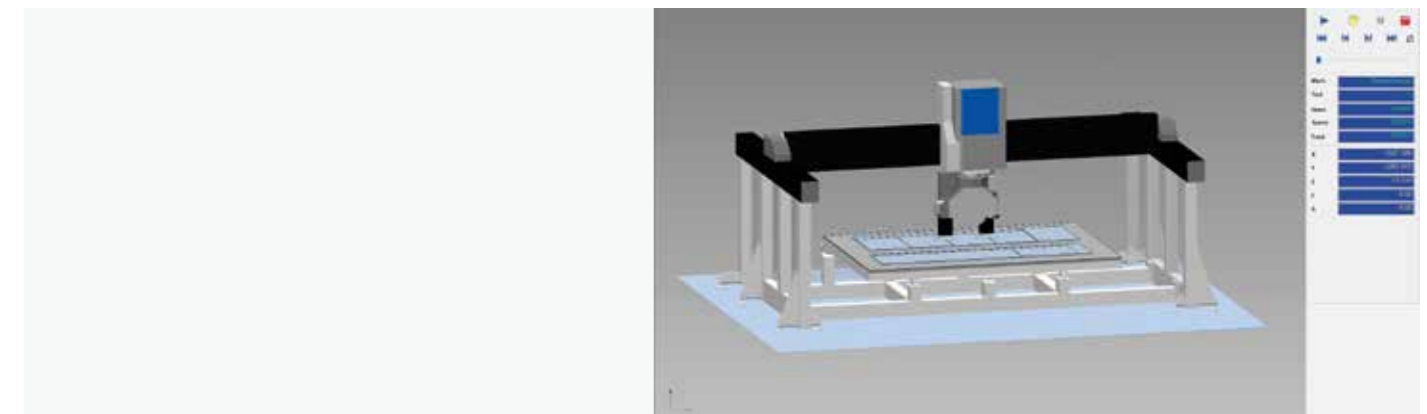

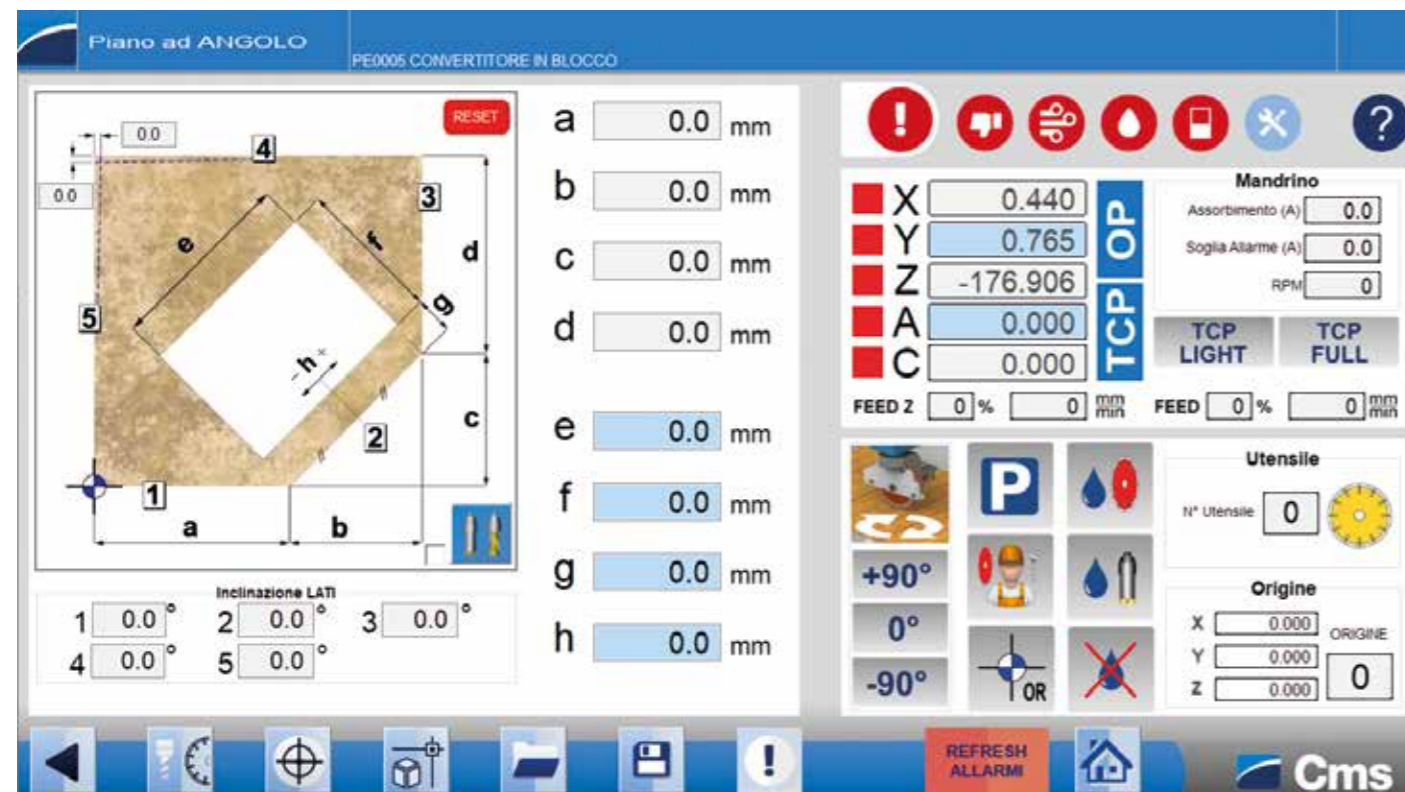
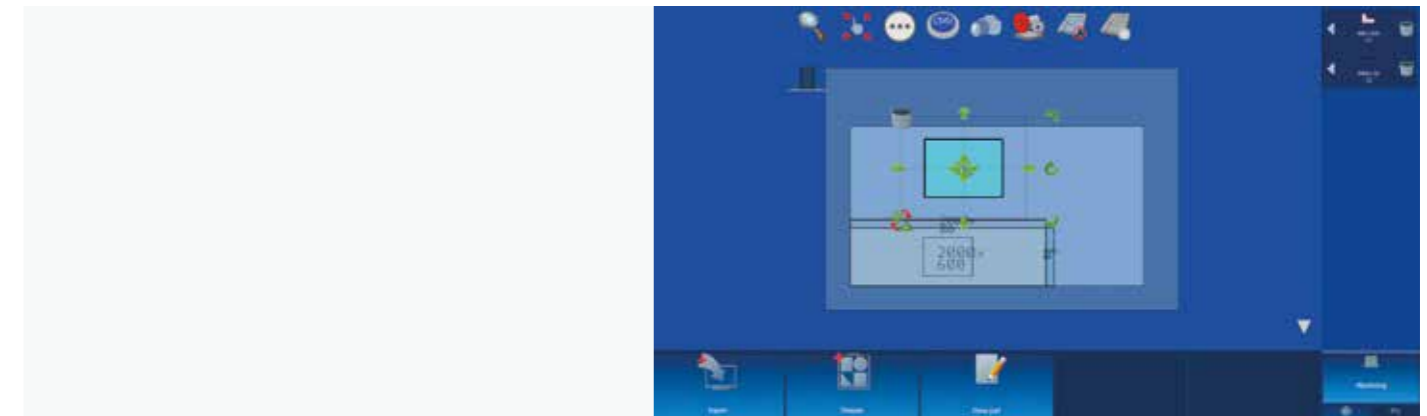
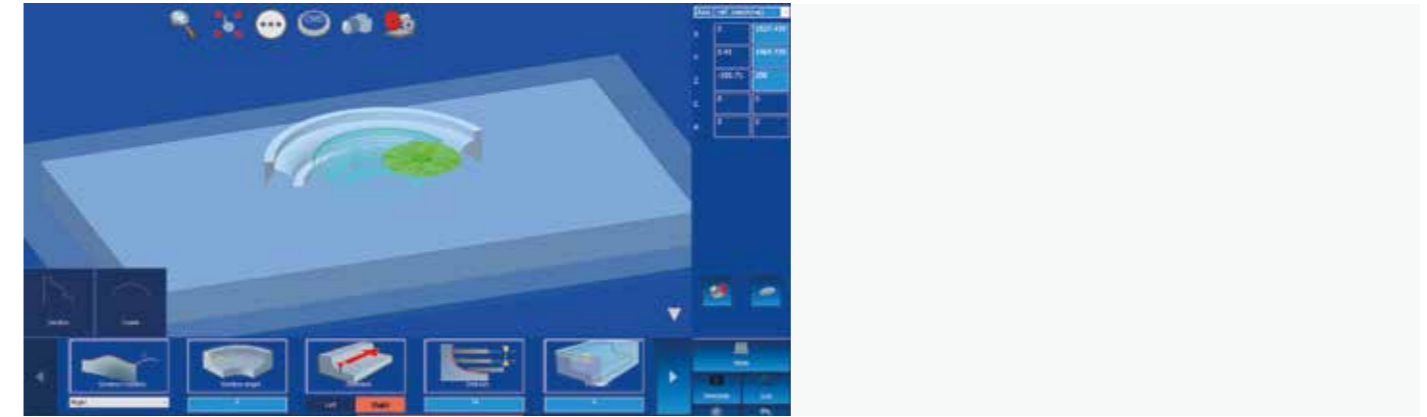
The software has been entirely developed by CMS in order to manage all the typical processes of the industry in the most efficient way

- Linear (vertical or inclined) and parametric cuts
- Drilling and profiling
- Kitchen countertops production with internal edge management with finger bits or core drills.
- Import of DXF files created with external CAD
- Manual drawing through native CAD
- Manual nesting
- 3D profiling, linear or curved
- 3D simulation
- Brushing by backing pad with Frankfurt inserts
- Engraving / Writing (optional)

The machine can be managed either manually or automatically, using the parametric programs offered by the software and the laser projector supplied as standard with the machine.


The machine can be combined with an automatic system for the slab image acquisition, to allow pieces nesting directly on the slab.

The presence of the manipulator allows the software to optimize the cuts sequence to minimize the working scraps and the operator intervention.



BREMBANA KOSMOS

DIMENSIONS AND TECHNICAL DATA



BREMBANA KOSMOS: TECHNICAL DATA	
DISK DIAMETER	350 ÷ 625 mm / 14÷25 in
MAXIMUM WORKING THICKNESS (WITH DISK)	200 mm / 8 in
ELECTROSPINDLE	18,6 kW
ELECTROSPINDLE REVOLUTION	0÷5000 rpm
HEAD REVOLUTION (C AXIS)	± 180° (360°)
HEAD INCLINATION (A AXIS)	0° - 90°
X AXIS STROKE	3960 mm / 156 in - 30 m/min
Y AXIS STROKE	2450 mm / 96 in - 25 m/min
Z AXIS STROKE	400 mm / 16 in - 7.5 m/min
WORKBENCH DIMENSIONS	3600x2500 mm / 142x in
MINIMUM SPACE REQUIRED FOR INSTALLATION	6495*x4205x3080 mm
OVERALL MACHINE WEIGHT	Up to 11200 lb

*excluding space necessary for electrical cabinet access

CMS connect the IoT platform perfectly integrated with the latest-generation CMS machines

CMS Connect is able to offer customised micro services through the use of IoT Apps that support the daily activities of industry operators - improving the availability and use of machines or systems. The platform displays, analyses and monitors all data from connected machines. The data collected by the machines in real time become useful information increase machine productivity, reduce operating and maintenance costs and cut energy costs.

APPLICATIONS

SMART MACHINE: Section designed for the continuous monitoring of machine operation, with information on:

Status: machine status overviews. The representations provided allow machine availability to be checked - to identify possible bottlenecks in the production flow.

Monitoring: instantaneous, live display of the operation of the machine and its components, of currently running programs and potentiometers;

Production: list of machine programs run within a given timeframe with best time and average running time;

Alarms: active and historical warnings.

SMART MAINTENANCE

This section provides a first approach to predictive maintenance by sending notifications when machine components indicate a potentially critical state associated with reaching a certain threshold. In this way, it is possible to take action and schedule maintenance services, without any down-time.

SMART MANAGEMENT

Section designed for KPI presentation for all the machines connected to the platform.

The indicators provided assess of the availability, productivity and efficiency of the machine and the quality of the product.

MAXIMISED SECURITY

CMS Connect uses the standard OPC-UA communication protocol, which guarantees the encryption of data at Edge interface level. CMS Connect's Cloud and DataLake levels meet all state-of-the-art cyber-security requirements. Customer data are encrypted and authenticated to ensure total protection of sensitive information.

ADVANTAGES

- ✓ Optimisation of production performance
- ✓ Diagnostics to support components warranty optimisation
- ✓ Productivity increase and downtime reduction
- ✓ Improvement of quality control
- ✓ Maintenance costs down




THE RANGE OF CMS STONE TECHNOLOGY

FOR STONE PROCESSING

CNC MACHINING CENTERS



BREMBANA SPEED



BREMBANA SPEED TR



BREMBANA KARTESIA




BREMBANA MAXIMA



BREMBANA G-REX

5 AXES BRIDGE SAWS AND 5 AXES SAW JET MACHINES



BREMBANA VENKON




BREMBANA KOSMOS



BREMBANA IMPACT



BREMBANA FORMAX



BREMBANA SPRINT



BREMBANA GIXA




BREMBANA KOSMOS JET



BREMBANA FORMAX JET / SPRINT JET

WATERJET CUTTING SYSTEMS



BREMBANA EASYLINE



BREMBANA MILESTONE S



BREMBANA PROLINE



BREMBANA AQUATEC

PRESSURE INTENSIFIERS



BREMBANA JET POWER EVO



BREMBANA GREENJET EVO



C.M.S. SPA

via A. Locatelli, 123 - 24019 Zogno (BG) - IT

Tel. +39 0345 64111

info@cms.it

cms.it

a company of **scm**  **group**